

FY2018 Results



Good Shepherd Services goes where children, youth, and families face the greatest challenges and builds on their strengths to help them gain skills for success. We provide quality, effective services that deepen connections between family members, within schools, and among neighbors. In Fiscal Year 2018, we embarked upon a powerful and grounded 5-year strategic course. Through it, we seek to address inequity, broaden our engagement, and deepen our impact while staying true to our core values.

Our Strategic Impact...

Alignment
+
Collaboration



591

LifeLink participants who engaged & maintained enrollment in college through Good Shepherd Services & our strategic partnerships.

Equity
+
Inclusion



1,051

Over-age and under-credited students earned their High School Diploma with Good Shepherd Services' Multiple Pathways programs.

Building
Leaders



90%

Participants in our elementary & middle school afterschool programs developed leadership skills.

Funding
+
Resources



\$8,731,494

Total amount of monetary benefits secured by 2,356 participants through Good Shepherd Services' Single Stop programs.

Community
Engagement
+
Advocacy



2,151

Total # of hours B.R.A.G staff spent canvassing to prevent gun violence in the Bronx.

Technology



\$72,827

Total amount spent in computers, smartboards, & music equipment for participant use.

...rooted in decades of programmatic excellence.

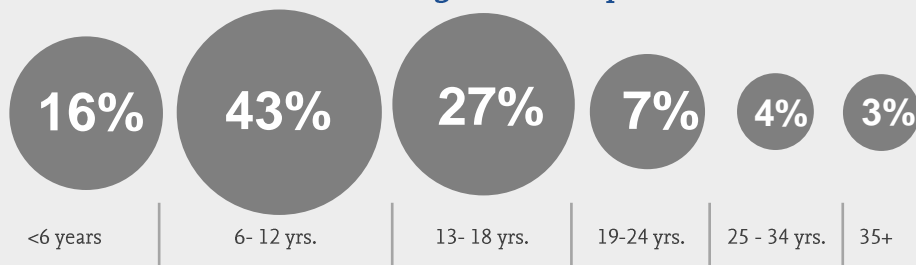
99% Families in our Preventive Services that stayed together and avoided foster care placement.

89% Children from our Family Foster Care Programs that were reunited with birth parents/relatives, or were adopted.

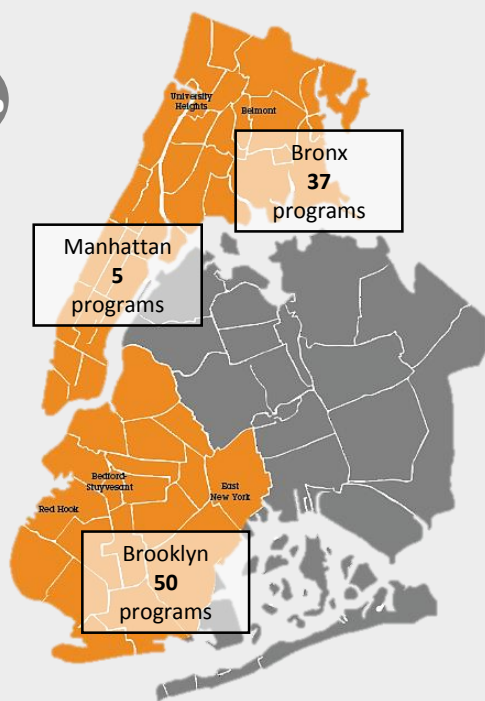
Our Work and Commitment

Through a network of strategically located youth and family development, child welfare, and educational support programs, GSS seeks to expand the geography of opportunity in New York City. All Good Shepherd programs integrate evidence-informed youth and family development strategies and trauma-informed practices. Our holistic, strength-based approach is designed to increase safety, promote belonging, and build individual skills and community assets.

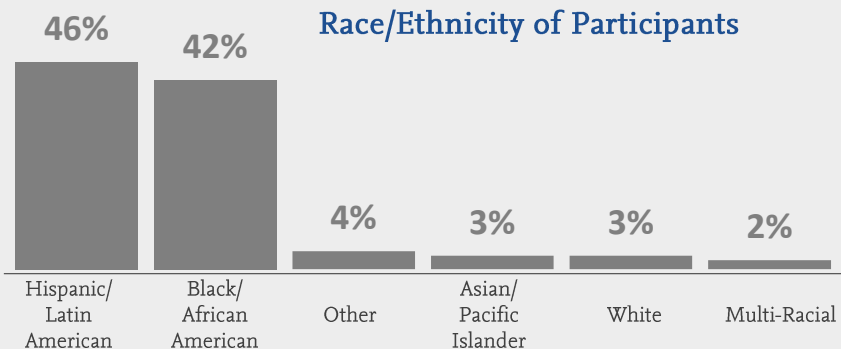
Age of Participants



Location of Programs



Race/Ethnicity of Participants



30,580

Total Children & Families Served

14,322

in 38 Afterschool & Community Programs

6,559

in 11 Family Support, Counseling, & Foster Care Programs

8,928

in 31 Education Support Programs

628

in 10 Youth Justice Programs

143

in 2 Supportive Housing Programs



This report was produced using internal programmatic data collected by Good Shepherd Program Evaluation and Planning Department. All Good Shepherd programs implement a performance management plan using a logic model and collect data on participants characteristics, services, and outcomes. Read more about outcomes at: www.goodshepherds.org/our-results