

FY2019 Results



Good Shepherd Services goes where children, youth, and families face the greatest challenges and builds on their strengths to help them gain skills for success. We provide quality, effective services that deepen connections between family members, within schools, and among neighbors. In Fiscal Year 2018, we embarked upon a powerful and grounded 5-year strategic course. Through it, we seek to address inequity, broaden our engagement, and deepen our impact while staying true to our core values.

Our Strategic Impact...

Alignment
+
Collaboration



574

LifeLink participants who are engaged in their college education through the support of Good Shepherd Services & our strategic partnerships.

Equity
+
Inclusion



881

Over-age and under-credited students earned their High School Diploma with Good Shepherd Services' Multiple Pathways programs.

Building
Leaders



91%

Participants in our elementary & middle school afterschool programs developed leadership skills.

Funding
+
Resources



\$10,810,866

Total amount of monetary benefits secured by 2,356 participants through Good Shepherd Services' Single Stop programs.

Community
Engagement
+
Advocacy



3,141

Total # of hours B.R.A.G staff spent canvassing to prevent gun violence in the Bronx.

Technology



\$50,026

Total amount spent in computers, smartboards, & music equipment for participant use.

...rooted in decades of programmatic excellence.

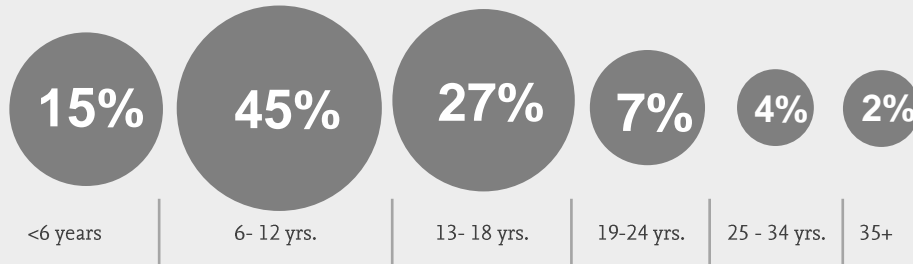
99% Families in our Preventive Services that stayed together and avoided foster care placement.

86% Children from our Family Foster Care Programs that were reunited with birth parents/relatives, or were adopted.

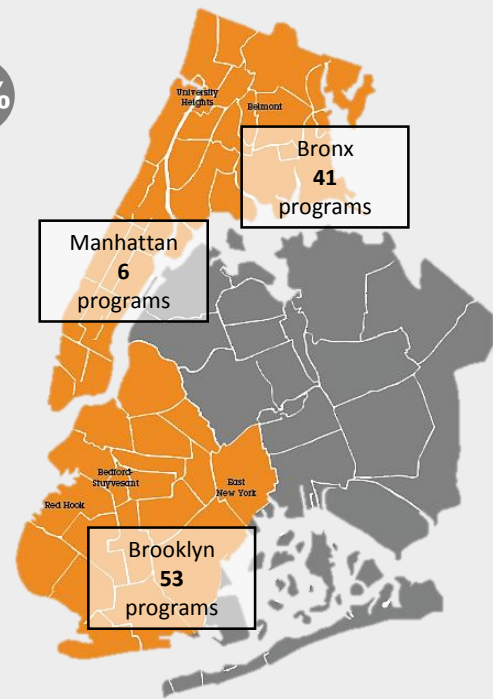
Our Work and Commitment

Through a network of strategically located youth and family development, child welfare, and educational support programs, GSS seeks to expand the geography of opportunity in New York City. All Good Shepherd programs integrate evidence-informed youth and family development strategies and trauma-informed practices. Our holistic, strength-based approach is designed to increase safety, promote belonging, and build individual skills and community assets.

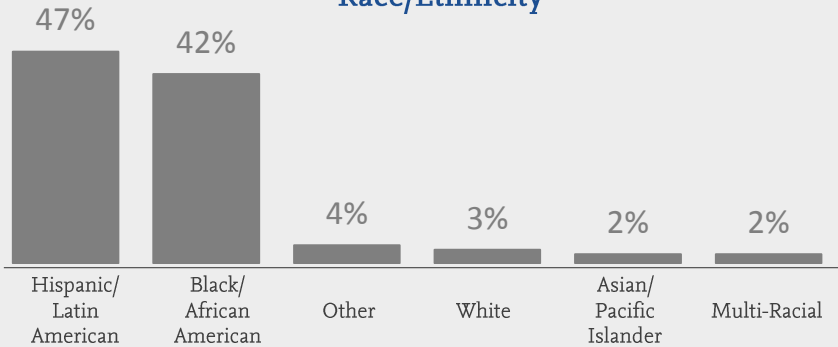
Age of Participants



Location of Programs



Race/Ethnicity



31,621

Total
Children &
Families
Served

14,251

in 39 Afterschool &
Community Programs

5,551

in 15 Family Support, Counseling, &
Foster Care Programs

591

in 11 Youth Justice
Programs

11,074

in 33 Education Support
Programs

154

in 2 Supportive Housing
Programs



This report was produced using internal programmatic data collected by Good Shepherd Program Evaluation and Planning Department. All Good Shepherd programs implement a performance management plan using a logic model and collect data on participants characteristics, services, and outcomes. Read more about outcomes at: www.goodshepherds.org/our-results

*NYC race/demographic data comes from the NYC Department of City Planning's [Population FactFinder](http://www.nyc.gov/population-factfinder)